



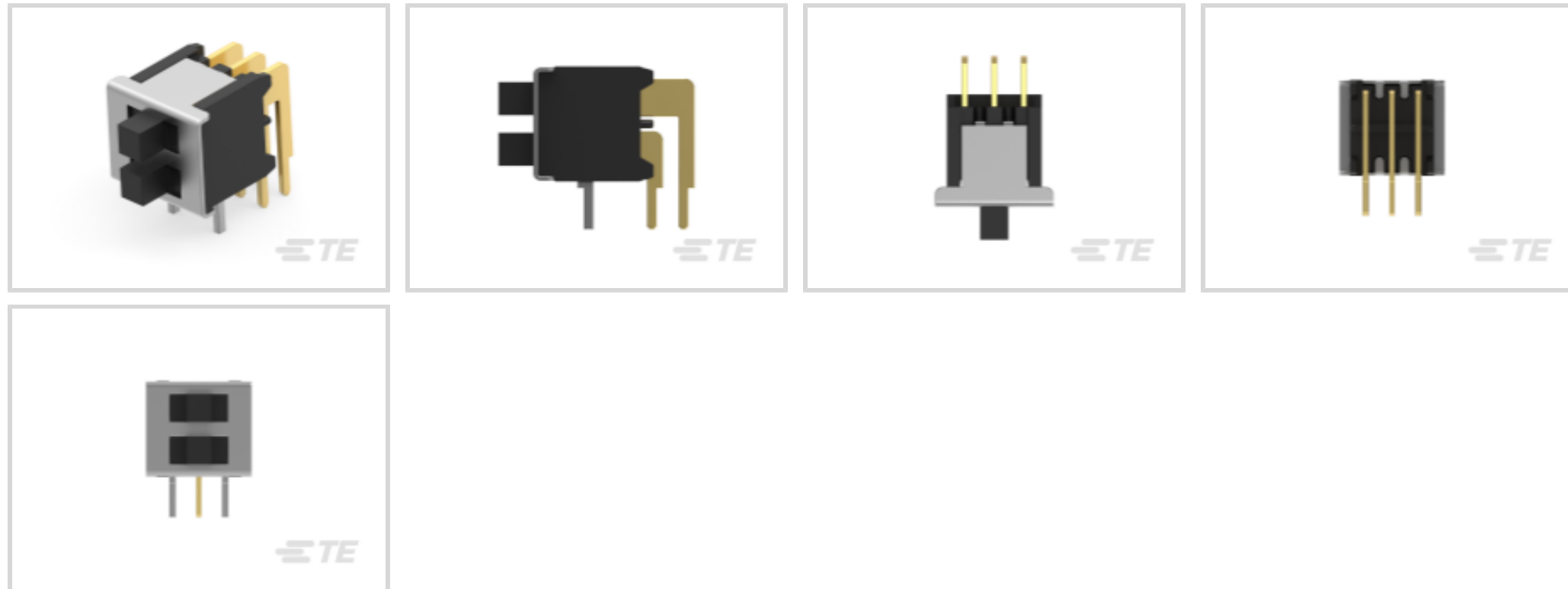
Alcoswitch

TE Internal #: 1825014-2

Slide Switches, Single Pole - Double Throw Configuration (Pole-Throw), Right Angle, Copper Alloy, Dual Actuator, 2 Position, On Off On, .4 A, 20 VDC

[View on TE.com >](#)

Relays, Contactors & Switches > Switches > Slide Switches



Configuration (Pole-Throw): **Single Pole - Double Throw**

Slide Switch Mounting Angle: **Right Angle**

Contact Base Material: **Copper Alloy**

Number of Actuators: **Dual**

Number of Slide Switch Positions: **2**

Features

Product Type Features

Threaded Case	Without
Switch Type	Slide
Product Type	Switch
Terminal Configuration	Standard
Actuator Style	Extended Dual, Side

Configuration Features

Terminals Connected	1-2, 4-5
Configuration (Pole-Throw)	Single Pole - Double Throw
Number of Actuators	Dual
Number of Slide Switch Positions	2
Operating Function	On Off On

Electrical Characteristics

Slide Switch Voltage Rating (VDC)	20
-----------------------------------	----

Body Features



Actuator Travel	3 mm[.118 in]
Actuator Material	Polyester
Actuator Color	Black

Contact Features

Contact Base Material	Copper Alloy
Slide Switch Contact Current Rating	.4 A
Switch Contact Plating Material	Gold

Termination Features

Termination Type	PC
------------------	----

Mechanical Attachment

PCB Mount Retention Type	Extended
Slide Switch Mounting Angle	Right Angle
Slide Switch Mounting Type	Through Hole

Dimensions

PCB Tail Length	3.3 mm[.13 in]
Actuator Length	2.7 mm[.106 in]
Width	9.14 mm[.36 in]
Length	10.2 mm[.402 in]

Identification Marking

Stamped Marking	With
-----------------	------

Industry Standards

UL Flammability Rating	UL 94V-0
------------------------	----------

Product Compliance

[For compliance documentation, visit the product page on TE.com>](#)

EU RoHS Directive 2011/65/EU	Compliant
EU ELV Directive 2000/53/EC	Compliant
China RoHS 2 Directive MIIT Order No 32, 2016	No Restricted Materials Above Threshold
EU REACH Regulation (EC) No. 1907/2006	Current ECHA Candidate List: JUNE 2022 (224) Candidate List Declared Against: JAN 2021 (211) Does not contain REACH SVHC




Halogen Content	Not Low Halogen - contains Br or Cl > 900 ppm.
-----------------	--

Solder Process Capability	Reflow solder capable to 260°C
---------------------------	--------------------------------

Product Compliance Disclaimer

This information is provided based on reasonable inquiry of our suppliers and represents our current actual knowledge based on the information they provided. This information is subject to change. The part numbers that TE has identified as EU RoHS compliant have a maximum concentration of 0.1% by weight in homogenous materials for lead, hexavalent chromium, mercury, PBB, PBDE, DBP, BBP, DEHP, DIBP, and 0.01% for cadmium, or qualify for an exemption to these limits as defined in the Annexes of Directive 2011/65/EU (RoHS2). Finished electrical and electronic equipment products will be CE marked as required by Directive 2011/65/EU. Components may not be CE marked. Additionally, the part numbers that TE has identified as EU ELV compliant have a maximum concentration of 0.1% by weight in homogenous materials for lead, hexavalent chromium, and mercury, and 0.01% for cadmium, or qualify for an exemption to these limits as defined in the Annexes of Directive 2000/53/EC (ELV). Regarding the REACH Regulation, the information TE provides on SVHC in articles for this part number is based on the latest European Chemicals Agency (ECHA) 'Guidance on requirements for substances in articles' posted at this URL: <https://echa.europa.eu/guidance-documents/guidance-on-reach>


Compatible Parts



TE Part # 1571984-1
TSS11DGRA04=SLIDE SWITCH SPDT



TE Part # 1571982-3
TSS11EG1PC04=SLIDE SWITCH SPDT



TE Part # 1-1437579-1
TSS11DGRA=SWITCH SLIDE RA TERM



TE Part # 1571985-2
TSS11EG1RA04=SLIDE SWITCH SPDT



TE Part # 1-1437579-3
TSS11EG1RA=SWITCH SLIDE RA TER

Documents

Product Drawings

[TSD21EEGRA04=SLIDE SWITCH](#)

English

CAD Files

Customer View Model

[ENG_CVM_CVM_1825014-2_A.3d_igs.zip](#)

English

Customer View Model

[ENG_CVM_CVM_1825014-2_A.3d_stp.zip](#)



English

Customer View Model

[ENG_CVM_CVM_1825014-2_A.2d_dxf.zip](#)

English

3D PDF

3D

Customer View Model

[ENG_CVM_1825014-2_O.3d_igs.zip](#)

English

Customer View Model

[ENG_CVM_1825014-2_O.3d_stp.zip](#)

English

Customer View Model

[ENG_CVM_1825014-2_O.2d_dxf.zip](#)

English

3D PDF

English

By downloading the CAD file I accept and agree to the [Terms and Conditions](#) of use.

Product Environmental Compliance

TE Material Declaration

English